

Moodle Modules – Resources and Activities

Adapted from the Help pages

Resources



Book

The Book module makes it easy to create multi-page resources with a book-like format. Previously created websites can be imported directly into the Book module. Books can be printed entirely or by chapter. With auto-linking turned on in a glossary, important terms are highlighted with links directly to the glossary entries.



File

The File module is the primary means of delivering content to students by allowing the teacher to upload and display any type of file, including PDFs, PowerPoints, and Word documents. The size of the file is capped at 20 MB.



Label

The Label module creates text that can be display in the midst of other resources and/or activities in a week/topic. Label also allows the teacher to display multiple web links on a single line (e.g., for linking to a full-text database).



Page

The Page module creates web pages in the midst of your Moodle course. These pages can display additional course information (e.g., list of course objectives) or as a place to embed YouTube videos.



URL

The URL module creates a single web link to an external web site.

Activities



Assignment

The Assignment activity module allows teachers to collect work from students, review it and provide feedback including grades.

- *Advanced uploading of files* – allows the teacher to upload response files with comments back to the student for assessment.
- *Online text* – students would directly type assignment into web browser.
- *Upload a single file* – students would submit any digital content (files), including, for example, word-processed documents, spreadsheets, images, audio and video clips.
- *Offline activity* – reminds students of “real-world” assignments they need to complete and to record grades in Moodle for activities that do not have an online component.
- *eFolio* – do not use this option.



Chat

The Chat activity module allows participants to have a real-time synchronous discussion via the web. The Chat module contains a number of features for managing and reviewing chat discussions. Yet, this activity should be used with caution as it requires students to be “in” the course at the same time and is dependent on the students’ ability to type quickly.



Choice

A Choice activity is very simple – the teacher asks a question and specifies a choice of multiple responses. It can be useful as a quick poll to stimulate thinking about a topic; to allow the class to vote on a direction for the course; or to gather research consent.



Database

The Database module activity allows the teacher and/or students to build, display and search a bank of record entries about any conceivable topic. The format and structure of these entries can be almost unlimited, including images, files, URLs, numbers and text amongst other things.



Feedback

The Feedback module allows the teacher to create and conduct surveys to collect feedback from students using a variety of question types (see Quiz).



Forum

Forum activities can contribute significantly to successful communication and community building in an online environment.

- *A single simple discussion* – a single topic forum, all on one page. This is useful for short, focused discussions.
- *Each person posts one discussion* – each person can post exactly one new discussion topic to which everyone can reply. This is useful when you want each student to start a discussion about, say, their reflections on the week's topic, and everyone else responds to these.
- *Q and A forum* – requires students to post their perspectives before viewing other students' postings. After the initial posting, students can view and respond to others' postings. This feature allows equal initial posting opportunity among all students, thus encouraging original and independent thinking.
- *Standard forum displayed in a blog-like format* – An open forum where anyone can start a new discussion at any time, and in which discussion topics are displayed on one page with "Discuss this topic" links.
- *Standard forum for general use* – an open forum where anyone can start a new topic at any time. This is the best general-purpose forum.

Aa Glossary

The Glossary activity allows participants to create and maintain a list of definitions, like a dictionary. The entries can be searched or browsed in many different formats. The glossary also allows teachers to export entries from one glossary to another (the main one) within the same course. Finally, it is possible to automatically create links to these entries from throughout the course.



Lesson










A Lesson delivers content in an interesting and flexible way. It consists of a number of pages. Each page normally ends with a question and a number of possible answers. Depending on the student's choice of answer, they either progress to the next page or are taken back to a previous page (similar to a "Choose Your Own Adventure" book). Navigation through the lesson can be straight forward or complex, depending largely on the structure of the material being presented.



Quiz

The Quiz module allows the teacher to design and set quiz tests, consisting of multiple choice, true-false, and short answer questions. These questions are kept in a categorized database, and can be re-used within courses and even between courses. Quizzes can allow multiple attempts. Each attempt is automatically marked, and the teacher can choose whether to give feedback or to show correct answers; thus, the quiz can be both a means of delivering content and assessing the student. This module includes grading facilities.

Moodle allows for different question types:

-  *Multiple choice* – provides multiple answers to a specific question and can accommodate multiple correct answers.
-  *True/False* – allows the student to mark the statement/image true or false.
-  *Short answer* – provides blanks into which the student must type a word or phrase.
-  *Numerical* – similar to short answer but answer must be a number within a specific range of accuracy.
-  *Essay* – provides a large text box in which the student writes an answer.
-  *Matching* – provides a list of sub-questions with which the student must “match” the correct answers.
-  *Random short-answer matching* – like a Matching question, but created randomly from the short answer questions in a particular category.
-  *Embedded answers (Cloze)* – consists of a passage of text containing various embedded questions to answer (multiple choice, short answer, numerical)
-  *Description* – not a question but rather printed text that appears on the question page.



Wiki

A Wiki activity is a collection of collaboratively authored web documents. Basically, a wiki page is a web page everyone in your class can create together, right in the browser, without needing to know HTML. A wiki starts with one front page. Each author can add other pages to the wiki by simply creating a link to a page that does not exist yet.



Workshop

Workshop is similar to the Assignment module and extends its functionality in many ways. The submissions are assessed using a structured assessment form defined by the course teacher. Course participants may be asked to assess selected set of their peers’ submissions; the module coordinates the collection and distribution of these assessments. Course participants get actually two grades in a single Workshop activity: grade for their submission (that is how good their submitted work is) and grade for assessment (that is how well they assessed their peers).

For more information, visit <http://www.gtu.edu/library/faculty/moodle-help> to access helpful videos and documentation.